

5 4 3 2 1

A

B

C

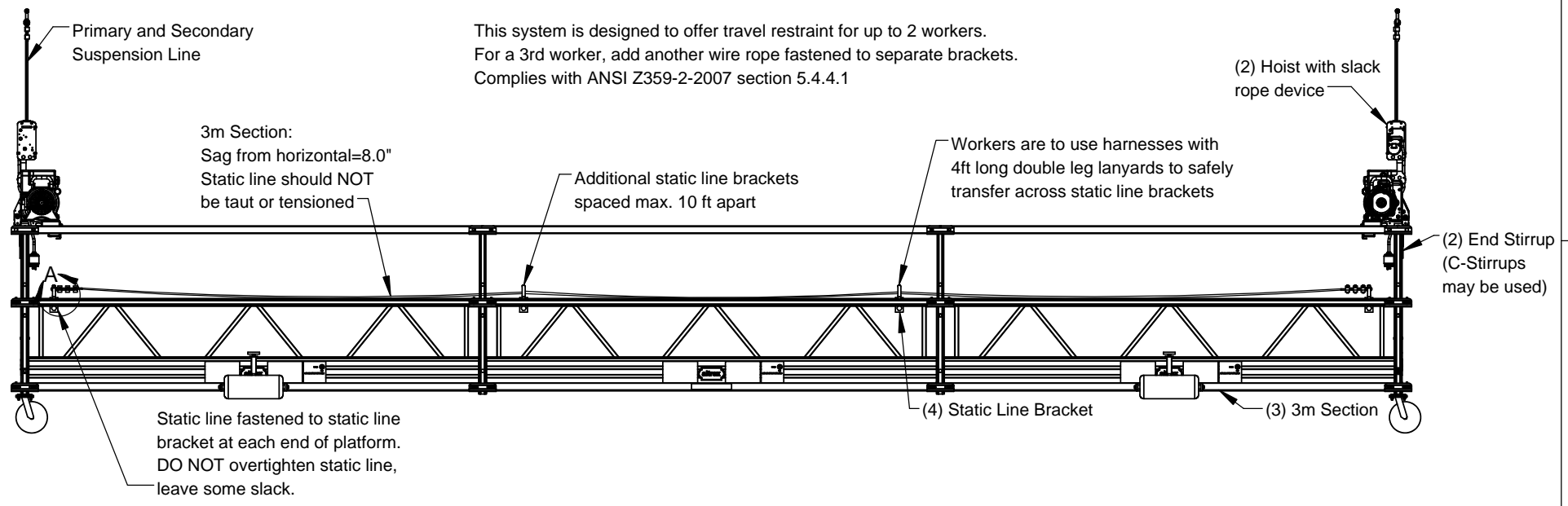
D

A

B

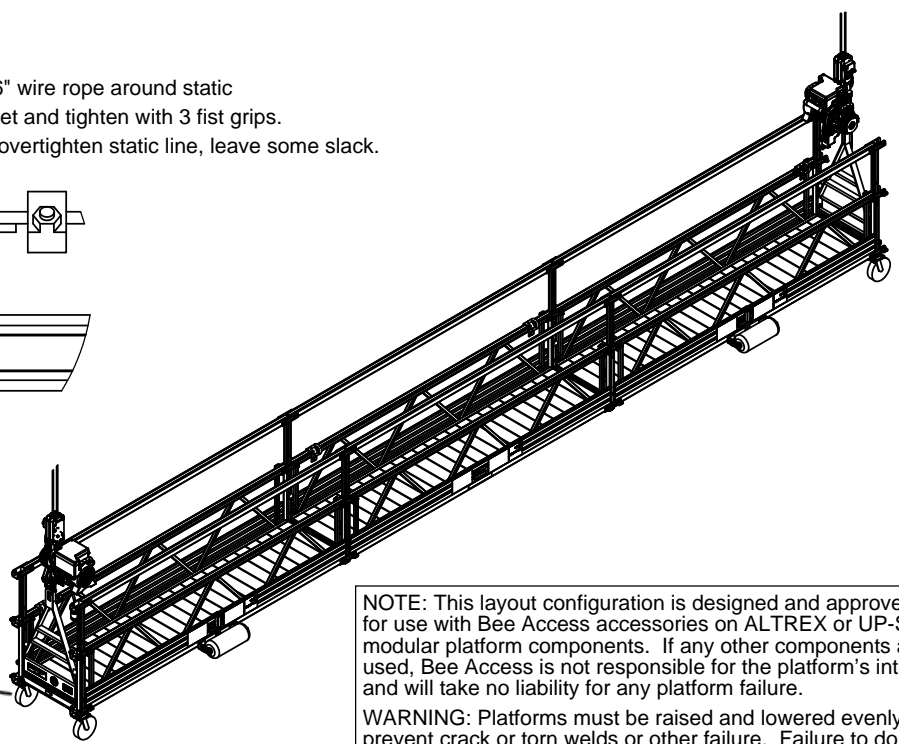
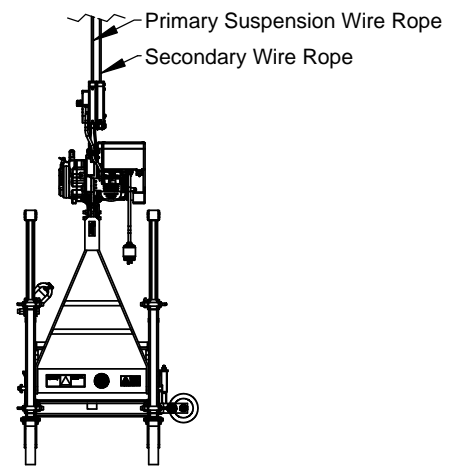
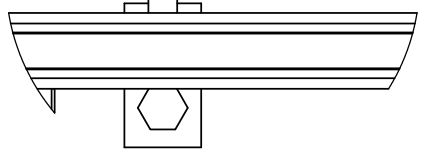
C

D



Loop 5/16" wire rope around static line bracket and tighten with 3 fist grips. DO NOT overtighten static line, leave some slack.

DETAIL A  
SCALE 1 : 5



**NOTE:** This layout configuration is designed and approved ONLY for use with Bee Access accessories on ALTREX or UP-STAGE modular platform components. If any other components are used, Bee Access is not responsible for the platform's integrity and will take no liability for any platform failure.

**WARNING:** Platforms must be raised and lowered evenly to prevent crack or torn welds or other failure. Failure to do so may result in injury or death.

The information contained in this drawing is the sole property of Bee Access Products. Any reproduction in part or whole without the written permission of Bee Access Products is strictly prohibited.



**Static Line Bracket Application**

Scale 1:40	Do not scale drawing.	Weight: 1221 LBS	Product Line/Project: <b>Platform</b>	REV. <b>A</b>
Approvals Drawn	By: BJA	Date: 12-23-16	Part No. <b>970123 App</b>	Sheet <b>1 of 1</b>

5 4 3 2 1